

## NBS “EASY INSTALL Boundary Fence

With a view on a sustainable future for our planet we are proud to launch our range N B S EASY INSTALL fence range

Our fence was designed by using a combination of wpc and aluminum parts. Therefore, our composite fence can not only embody fancy appearance and eco concepts, but also can provide water-proofing, weathering resistance, excellent mechanical properties, DIY installation and free maintenance. “Easy Install” fences are now widely applied in landscape design, domestic partition, decoration, building facilities and even barriers etc.

According to market demands and clients’ requirements due to different applications and designs, we develop wo types of fence which were named alu-wpc fence and pvc-wood fence. We are sure that our clients can find something new and interesting from “Easy Install” fence and we hope our composite fence can bring out a win-win future to our clients and NBS

What is “EASY INSTALL N B S WPC?

WPC (Wood plastic composite) material is made of Wood Fibre, Plastic and Few of chemical additives:

Wood cellulose –EASY INSTALL WPC uses pine wood powder. Plastic- EASY INSTALL WPC adopts the plastic material

Containing both new and reclaimed HDPE (high-density Polyethylene) as per the strict ratio. Other plastic material (like Polypropylene, PVC-Polyvinyl chloride etc.) can replace PE on clients special demands.

Chemical additives (Couplet) - Like colorants, coupling agents, stabilizers, blowing agents, reinforcing agents, foaming agents and

lubricants make wood and plastic compounded perfectly ,Wood Composite Plastic is high performance fibre composite derived

from a revolutionary green technology. The core fibre composite technology, developed and refined through the years, promises to ease

pressures on our forests by delivering an optimum and viable timber free alternative acceptable for mass applications and integration with the industry.

---

## NBS “EASY INSTALL Boundary Fence

Privacy style fence



Trellis style



Trellis style fence




Woven style fence



Trellis Style Fence



## Components



Fence profile NBCF02

180x25mm




Aluminium Post

80x80mm



Aluminium Rail /top and bottom rail


30x30mm



Post top cover

28x10mm

## Colours



Our wide variety of colours


## Finish



sand finish



Brush Finish









### Wood plastic composite boundary fence Kit/package

#### 2125mm wide x 1950mm high WPC Boundary fence kit: DIY

Description	Dimension	Surface treatment	Qty	Unit length
WPC panels INTERLOCKING	150x22x1965	Sand	13 length	1956mm
Post (aluminium powder coated)	80x80x2450	Aluminium (powder coated)	2	2450mm
Post side cover (aluminium powder coated)	28.5x10.25x2150	Aluminium (powder coated)	2	2150mm
Bottom and top rails	30x30x1920mm	Aluminium (powder coated)	2	1920mm
Post top caps	85x85x25mm		2	
Clips		Aluminium (powder coated)	4	