

“N B S Easy DECKING”



“N B S Easy Decking”

Composite decking

New Bridge Services Pty Ltd

Contact :+614 379 1 1195





"N B S Easy DECKING" Composite Decking



NB Joist

New bridge services is a leader in temporary fences and fence related / industrial application materials, with its view on a sustainable future for our planet we are proud to launch our range N B S EASY INSTALL WPC fence PANELS and "N B S Easy Decking"

we are sure that it will eventually replace the conventional timber used for decking and wood palling fence which are used as fence Neighbor boundary partitions/ fences.



NBOR2 solid core decking



NBOR3 solid core decking

"N B S Easy DECKING" Composite Decking

What is "EASY INSTALL N B S WPC"?

WPC (Wood plastic composite) material is made of Wood Fiber,

Plastic and Few of chemical additives:

- Wood cellulose - **EASY INSTALL WPC** uses pine wood powder.
- Plastic - **EASY INSTALL WPC** adopts the plastic material containing both new and reclaimed HDPE (high-density polyethylene) as per the strict ratio. Other plastic material (like PP Polypropylene, PVC-Polyvinyl chloride etc.) can replace PE on clients special demands.
- Chemical additives (Couplant) - Like colorants, coupling agents, stabilizers, blowing Agents, reinforcing agents, foaming agents and lubricants make wood and plastic compounded perfectly.

Wood Composite Plastic is high performance fiber composite derived from a revolutionary green technology. The core fiber composite technology, developed and refined through the years, promises to ease pressures on our forests by delivering an optimum and viable timber free alternative acceptable for mass applications and integration with industry.

(N B S Easy decking series)

Item	Dimensions	Color/ weight
Decking panel	5,500mm long x 140mm wide x 23mm thick (supplied in lengths of 2,750x2=5,500) as per our Installation Recommended length) (0.77 M2) Note: At clients request when boards are supplied @5,500mm it is paramount that 7.5mm spacing is maintained along the length of the boards to accommodate the expansion and contraction. At each ends two "T "clips are to be used.	Mahogany, Grey, Teak/ weight :17kg
Joist	5500mmx50mmx28mm	
Fascia	5,500mmx133x10.5mm	Weight:12kg
T Clips	Box =250 clips	Black
Joist spacing	@ 300mm - 400mm centers	

(N B S Easy decking solid core series) (Parks and Public walkways)

Item	Dimensions	Color/ weight
Decking panel (solid core)	5,500mm long x 140mm wide x 22mm thick Supplied @2,750 x2 =5,500 mm (0.77 M2) Note: At clients request when boards are supplied @5,500mm it is paramount that 7.5mm spacing is maintained along the length of the boards to accommodate the expansion and contraction. At each ends two "T" clips are to be used	Mahogany, Grey, Teak/ weight :20kg
Joist	5500mmx50mmx28mm	Weight:12kg
Fascia	5,500mmx133x10.5mm	
Clips	Box =250 clips	
Joist spacing	@300mm - 400mm centers	

Outdoor decking (N B S easy decking series) Advantages


- **Aesthetic**
- **No screws/ nails we use a "T" clip system**
- **Light and Easy to install**
- **Timber Free**
- **Recovered Waste**
- **Non-Toxic**
- **Weather Proof**
- **Fungal Resistant**
- **Erosion Resistant**
- **Insect Proof**
- **Last for years, with a 5 yr. limited warranty you will never have to stain your decking ever**
- **Does not mold or rot**
- **Add value to your property**
- **Available in 4 wood natural finish shades/ colors**
- **We have a solution to replace every wood application with Wood Composite Plastic**
- **No harmful chemicals or formaldehyde release**
- **Does not bow or splinter**
- **Good weathering resistance with UV stabilizers**
- **Less maintenance**
- **Realistic pricing.**

For wholesale order please contact Bert on 0437911195

Big discounts on container loads

N B S Easy DECKING" Composite Decking

Texture Table

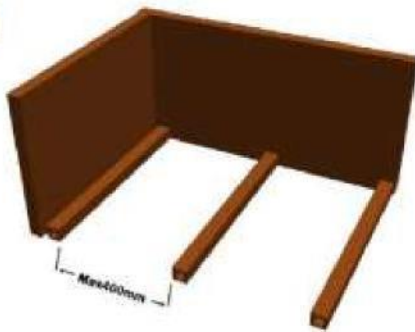


"N B S Easy DECKING"

Installation Guide ---Mass Lover Decking

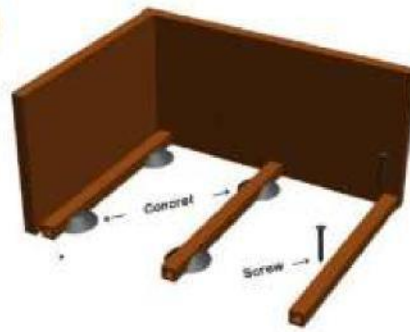


①



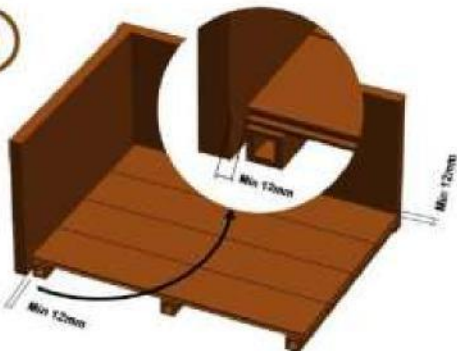
Place the joist on the ground
Joist Span:400mm

②




Two ways to fix the Joist: 1. Concrete 2. Screw

③

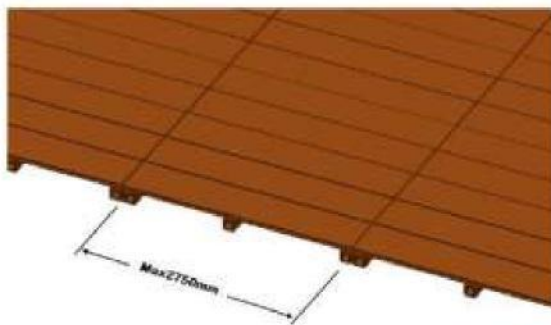


Place the decking on the joist, make sure that the gap between the wall and the decking should be at least 12mm.

④

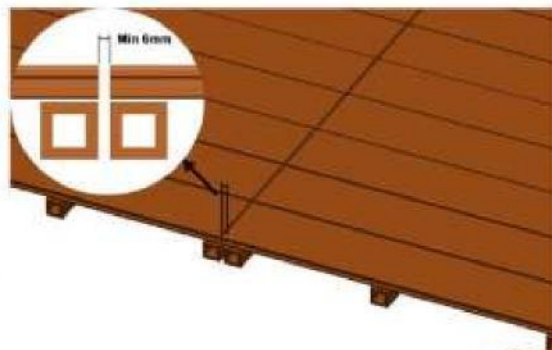


Slip the Clip into the gap between the decking, and screw it in to the joist



Each decking board should be cut less than 2750mm.

⑤



Make sure that the gap between the end of decking should be at least 6mm.

⑥



Fix the side pannel to the parallel joist or decking board.

⑦

"N B S Easy DECKING"

Limited Warranty: - 5 years

Residential Use - Warranty Period of N B S easy decking

- N B S WPC PRODUCTS/ N.B.S easy Decking is meant to withstand yrs. in Australian Weather conditions as outdoor decking or as boundary fence, when managed and installed correctly.
- (N B S Boundary fence panels) Products. Warranty Period 5 years from date of purchase. Cannot be installed within 2 meters of water and in high fire prone areas.
- All warranty need to be supported with an original invoice as proof of purchase, warranty is not transferable
- If N B S WPC products Rot, Split, Crack, Splinter or suffers structural damage from termites within the Warranty Period, we will replace the decking panels only,
No other charges will be entertained or borne by "New Bridge Services Pty Ltd, such as Uninstalling, Erecting and any other labor cost.
- New bridge services pty ltd is not liability for any damage of property/individual caused by erecting /Dismantling NBS WPC product./ N.B.S Easy Decking
- All care should be taken during installation by following our installation guide lines and reading our safety Data Sheet.
- All caution should be taken to keep N.B.S Easy decking dry as a wet deck could get slippery.
- This warranty is only related to a fault in the manufacturing process.

Limitations:

This Warranty does not apply to any NB Easy Decking/Composite Decking and Railing which is:

- **damaged by physical abuse, acts of God, acts of war**
- **Has not been installed in accordance with provided installation guidelines downloaded from our web site , local building codes, deed restricted community rules and regulations**
- **has been abused and /or placed under abnormal residential or commercial applications**
- **has been used, modified or otherwise treated in a manner not intended by The Manufacturer**
- **A malfunction of any product not provided by the Manufacturer with which NB Easy Decking and Railing is used or combined**
- **Normal wear and tear. This warranty does not cover product defects on installed decks that were apparent at or Prior to installation.**
- **Surface treatment is covered for a period of 3 yrs. for domestic usage only. Our embossing or surface treatment done in our WG1 and WG2 finish is what we term as a surface treatment, this will eventually fade in to the texture of the panel depending on the Deck traffic.**

“N B S Easy DECKING”

4. Fire Classification of Construction Product and Building Elements

Test Method:	EN 13501-1: 2007
Sample Dimension:	1050mm×250mm×10mm, 6 pcs 250mm×90mm×10mm, 10 pcs

Test item	Standard	Result	Limit of C _{fl} -s1
Flame spread (Fs)	ISO 11925-2: 2002	50 mm	≤150mm within 20 s
Critical flux	EN ISO 9239-1:2002	4.5 kW/m ²	≥ 4.5 kW/m ²
Smoke production	EN ISO 9239-1:2002	87% min.	≤ 750% min.

Remark: The tests are done in National Fire Testing Centre (NFTC), middle of Xuefu Road, 611830, Dujiangyan, Sichuan.

Conclusion:

According to EN 13501-1:2007, Table 2,
The Specimen meets the classification C_{fl}-s1 requirements.

Property	Test Method	Value	Unit
Density	ASTM D792	1.285	g/cm ³
Flexural Modules	ASTM D790	3070	MPa
Flexural Strength	ASTM D790	16	KN/square inches
Water Absorption	ASTM D570-98	0.8	%
Hardness	ASTM D2240-05	76	D
UV Resistance	ISO105-02	4	Grey scale
Mould Resistance	ASTM F609	Frist Grade	/
IZOD impact	ASTM D4812-06	79	J/m
Nail Withdrawal Test	ASTM D1761	802	psi
Slip Resistance	ASTM F609	6.63	/

Storage before installation: Decking Boards must be stored

- ☐ On a flat surface
- ☐ Undercover
- ☐ Away from direct sunlight and heat

"N B S Easy DECKING"



Weathering chart: Weathering normally takes approx. 3-6 Months after installation. Once weathered 6 to 7% easy Deck stabilizers it's self for the life of the deck.